QUICK·STEP®

FLOOR DESIGNERS



LAMINATE

Confidence at your feet

Always a step ahead

So, you can take a step back and relax



WITH QUICK-STEP,
YOU’RE ALWAYS A STEP AHEAD 06

FACTS VS. FICTION 08

BRING YOUR VISION TO LIFE 16

LET’S HELP YOU DECIDE 32

STEP BY STEP TOWARDS CIRCULARITY 34

Q & A 36

TOOLS TO HELP YOU CHOOSE 38

BEAUTY COMES IN MANY SIZES 40

OUR LAMINATE COLLECTIONS 42

LAMINATE ACCESSORIES 68

IM8256/IMU8256

QUICK·STEP®

Quick-Step helps you create your dream home

We make sure you have peace of mind. Whether you are a quality seeker or love to follow the latest interior trends, Quick-Step is the smart choice for you. Creating and innovating is in our DNA. We have a passion for craftsmanship and continue to innovate in materials, technologies and design so you can choose a stylish floor that suits you and lasts a lifetime.

Always a step ahead

So, you can take a step back and relax

Quick-Step laminate is the logical choice

Thanks to our continuous innovation, you get the perfect blend of style, comfort and durability in every Quick-Step laminate floor without any compromise.



Facts vs. fiction about laminate

There are many misunderstandings about laminate. Fortunately, with Quick-Step laminate you're always a step ahead.
Ready to separate fact from fiction?

100% waterproof

Fiction: Laminate and water are not a match.

Fact: Quick-Step offers the only 100% waterproof laminate.



- Not a single drop of water gets through the bevels.
- Zero complaints since we created waterproof laminate over 10 years ago.
- Wet cleaning without a single worry.
- Perfect for every room (incl. kitchen and bathrooms).



Quick-Step, the inventor of waterproof laminate

Compared to the competition, Quick-Step is a step ahead when it comes to waterproof laminate floors. We guarantee that no water can penetrate our floors — all thanks to the combination of our three groundbreaking innovations.

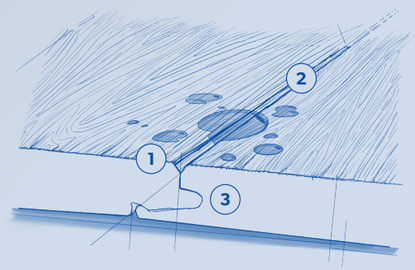

1. Our unique bevel: our top layer is pressed into the bevel, creating a closed surface.

2. All edges are protected with our in-house developed HydroSeal coating.

3. Our ultra-strong Unizip and Uniclic locking system.

QUICK·STEP

CLOSED SURFACE

INDESTRUCTABLE EDGES

COMPETITOR

ABNORMAL WEAR

RAISED EDGES

SIG4763



- ✓ Stain-resistant: your floor stays beautiful and like new.
- ✓ Scratch-free: ideal for busy households.
- ✓ A floor for life: a long-term investment in your dream home (lifetime warranty!)
- ✓ Easy to install thanks to the Uniclic and Unizip system.
- ✓ Heat resistant: perfect partner for underfloor heating.

uniclic® PATENTED TECHNOLOGY

unizip® PATENTED TECHNOLOGY

IMD8243

100% premium quality

Fiction: A laminate floor doesn't last long.

Fact: Our premium quality keeps your floor impeccable.



Bring nature inside

Fiction: Laminate is unnatural and no fit for a sophisticated interior.

Fact: Quick-Step laminate brings nature into your home.

- Quick-Step laminate consists of 80% wood.
- 100% recovered wood: ‘by-product’ from residual streams and responsible forest management.
- Every floor creation starts from nature, by our in-house floor creators, resulting in authentic and detailed wood & stone looks.
- On trend today and tomorrow: thanks to our designers following the latest trends.



IM8260/IMU8260





Bold vibrance

*Or do you prefer trending colours and **maximalism**?*



Soft serenity

*Do you love timeless and **minimalistic** interiors?*

Bring your vision to life

With Quick-Step Laminate, you add a touch of **you** to every room. Our floors help you express your vision and elevate your interior.

From soft simplicity to bold expression, our laminate is available in different colours and shades (from light to dark) to suit any style.

LIGHT
p. 18-21



MEDIUM
p. 22-25



DARK
p. 26-29















Soft serenity

Create a calm and open space with **light floors** and neutral colours





IMPRESSIVE (ULTRA)
IM8254/IMU8254

Bold vibrance

Allow daring colours and design to pop by using **light floors**



CLASSIC
CLM5799



IMPRESSIVE (ULTRA)
IM1847/IMU1847















Soft serenity

Enjoy balance and warmth with a **medium-toned floor**



IMPRESSIVE (ULTRA)
IM8256/IMU8256

Bold vibrance

Use **medium-toned floors** to combine character with calmness

CLASSIC
CLM5787





IMPRESSIVE DESIGN
IMD8247





CAPTURE
SIG4756



IMPRESSIVE
(ULTRA)
IM8261/IMU8261



MAJESTIC
MJ3548



Soft serenity

Immerse yourself in elegance with **dark floors** and earthy tones

Combine **dark floors**
with your favorite colours
for a stylish look

Bold vibrance



CLASSIC
CLM5800



IMPRESSIVE (ULTRA)
IM1849/IMU1849

CAPTURE
SIG4751





MUS5485 - IM8254/IMU8254

Mix & match



Do you like to mix things up?

Then try a combination of laminate planks and tiles. That way you can enjoy the best of both worlds. Bring your vision to life: play with texture, colour and style to make your home truly your own.

TIP

Top off with our
Quick-Step **Incizo profile**
QSINCP(-)

Look

WOOD

Plank size

MAJESTIC
2 050 x 240 x 9,5 mm



CAPTURE
1 380 x 212 x 9 mm



IMPRESSIVE (ULTRA)
1 380 x 190 x 8 (12) mm



IMPRESSIVE DESIGN
655 x 131 x 8 mm
HERRINGBONE



ELIGNA
1 380 x 156 x 8 mm



CLASSIC
1 200 x 190 x 8 mm



CREO
1 200 x 190 x 7 mm



STONE

MUSE
1 200 x 396 x 8 mm



Colour

Our wood-look laminate floors come in a wide range of colours, from light to dark, to complement any interior style.



LIGHT



MEDIUM



DARK

Let’s help you decide

Step by step towards circularity

Sustainability isn't just a hype word for us. It's at the core of everything we do. Apart from the fact that all our Quick-Step laminate is created, developed and made in Europe, there's a lot of other reasons our laminate floors are the most sustainable on the market.



Floor to floor-principle

Our floors are designed to be recyclable, and through our Recover program, we're expanding our take-back systems to collect old floors and waste from installations. Using our innovative technology, we're the only ones (!) in the industry who are able to recycle the core (HDF) at the end of its life, giving it a new purpose. From your old floor to a new one, you can be confident you've made a responsible choice.

Real, recovered and sustainable wood

Quick-Step laminate floors consists of 80% wood. The core of our floors (HDF) is made with 100% recovered wood, which is a byproduct from sawmills and roadside greenery maintenance. We focus on getting the most out of existing materials, rather than using up new resources. We're also PEFC-certified, which ensures you that our wood comes from sustainably managed forests.

Green energy

Any wood waste that isn't suitable for reuse in laminate flooring is repurposed into green energy. For instance, the wood dust created during the sawing and sanding of our planks is too fine to recycle, but it serves as an effective heat source for our drying machines and presses. As a result, 70% of the heat needed for our laminate production is powered by green energy.

WANT TO KNOW
MORE ABOUT OUR
SUSTAINABILITY STORY?
SCAN THE QR CODE

Question & answer

Discover all you need to know about Quick-Step laminate

How do I clean my Quick-Step laminate floor?

Dry and wet! Ideally, the floor should be swept or vacuumed on a weekly basis and washed monthly with water and cleaning products. We recommend using the Quick-Step Floor cleaner and Spray kit. Quick-Step Spot cleaner is perfect for stubborn stains, such as ink, paint or red wine.

Is Quick-Step laminate stainproof?

Our laminate floors are stain and scratch resistant, which keeps them looking like new. Quick-Step laminate is an investment in your dream home: you get a lifetime warranty and a timeless floor in return.

Can I easily install my Quick-Step laminate floor myself?

Thanks to our Uniclic and Unizip system, you can install your floor just like that. The advantages? No glue, no stains, no mess. With our user-friendly installation instructions, your floor can be installed in no time. Check our website for extra tips and videos.

Of course! Our laminate floors are heat-resistant, making them the perfect partner for homes with underfloor heating (or cooling). QuickHeat is our own electrical underfloor heating system, easy to install without an electrician and energy saving.

I have underfloor heating in my living room. Can I lay Quick-Step laminate there?

DIDN'T FIND THE ANSWER
TO YOUR QUESTION HERE?
SCAN THE QR CODE



Order a sample

Curious to see what your floor of choice would look and feel like in reality?
Do you want to find out if it matches your furniture, wall colour, your style,...?
Order a floor sample on our website* and see for yourself.

FIND A LOCAL DEALER ON /// QUICKSTEP.COM

*Our sample service is currently available in the following countries:
Belgium, France, Germany, Ireland, Netherlands, Poland, Spain, Switzerland and United Kingdom.



Tools to help you choose

RoomViewer: choosing made easy

Wondering what your living room, kitchen, bedroom or bathroom would look like with a Quick-Step laminate floor? It's possible! With the Quick-Step RoomViewer: our handy AI tool gives you a preview of a laminate floor in your own interior.
So, you can always make the right choice.

SCAN THE QR CODE
TO ACCESS
THE ROOMVIEWER

Beauty comes in many sizes

COLLECTIONS		DIMENSIONS	BOX	BEVELS	CLASS	INSTALLATION	WARRANTY
MAJESTIC		2 050 x 240 x 9,5 mm	6 planks = 2,952 m²	4	CLASS 32	uniclic® PATENTED TECHNOLOGY	✓ LIFETIME WARRANTY DOMESTIC USE ✓ 15 YEAR WET WARRANTY
CAPTURE		1 380 x 212 x 9 mm	7 planks = 2,048 m²	4	CLASS 32	uniclic® PATENTED TECHNOLOGY	✓ LIFETIME WARRANTY DOMESTIC USE ✓ 15 YEAR WET WARRANTY
IMPRESSIVE ULTRA		1 380 x 190 x 12 mm	5 planks = 1,311 m²	4	CLASS 33	uniclic® PATENTED TECHNOLOGY	✓ LIFETIME WARRANTY DOMESTIC USE ✓ 15 YEAR WET WARRANTY
IMPRESSIVE		1 380 x 190 x 8 mm	7 planks = 1,835 m²	4	CLASS 32	uniclic® PATENTED TECHNOLOGY	✓ LIFETIME WARRANTY DOMESTIC USE ✓ 15 YEAR WET WARRANTY
IMPRESSIVE DESIGN		655 x 131 x 8 mm	14 planks = 1,201 m²	4	CLASS 32	unizip® PATENTED TECHNOLOGY	✓ LIFETIME WARRANTY DOMESTIC USE ✓ 15 YEAR WET WARRANTY
ELIGNA		1 380 x 156 x 8 mm	8 planks = 1,722 m²	0	CLASS 32	uniclic® PATENTED TECHNOLOGY	✓ LIFETIME WARRANTY DOMESTIC USE ✓ 10 YEAR WET WARRANTY
CLASSIC		1 200 x 190 x 8 mm	7 planks = 1,596 m²	0 / 4	CLASS 32	uniclic® PATENTED TECHNOLOGY	✓ LIFETIME WARRANTY DOMESTIC USE ✓ 10 YEAR WET WARRANTY
CREO		1 200 x 190 x 7 mm	8 planks = 1,824 m²	0	CLASS 32	uniclic® PATENTED TECHNOLOGY	✓ 20 YEAR WARRANTY DOMESTIC USE ✓ 10 YEAR WET WARRANTY
MUSE		1 200 x 396 x 8 mm	4 tiles = 1,901 m²	4	CLASS 32	uniclic® PATENTED TECHNOLOGY	✓ LIFETIME WARRANTY DOMESTIC USE ✓ 15 YEAR WET WARRANTY

PRESSED BEVEL
The bevel fits the character of the floor perfectly. The colour, design and structure of the plank are visible throughout the bevel.

IMPRESSION BEVEL
An effect that gives you the impression of bevels and gives the floor the look of real planks.

CLASS 32: for residential use.
Normal daily use in ordinary living spaces.

CLASS 33: for commercial use.
Extra wear-resistant floors for areas with intensive usage.

WARRANTY CONDITIONS ——— **QUICKSTEP.COM**

MAJESTIC

MJ: 2 050 x 240 x 9,5 mm I Box = 6 planks = 2,925 m² I 4 bevels

uniclic® PATENTED TECHNOLOGY

Valley oak light beige



MJ3554

Desert oak light natural



MJ3550

Woodland oak beige



MJ3545

Woodland oak natural



MJ3546

Desert oak warm natural



MJ3551

Desert oak brushed dark brown



MJ3553

Woodland oak light grey



MJ3547

Valley oak light brown



MJ3555

Desert oak brushed grey



MJ3552

Woodland oak brown



MJ3548

MJ3546

Visualize our floors in your own interior
with our RoomViewer

Having doubts about which Quick-Step floor suits your interior best? No problem! Thanks to the online RoomViewer, you can preview any floor in your own interior to help you make the right choice.

SCAN THE QR CODE
TO ACCESS
THE ROOMVIEWER



MJ3550



TIP

Top off with our Quick-Step
Standard skirting
QSSK(-)



MJ3551



CAPTURE

SIG: 1 380 x 212 x 9 mm I Box = 7 planks = 2,048 m² I 4 bevels

uniclic® PATENTED TECHNOLOGY

Painted oak white



SIG4753

Painted oak rose



SIG4754

White premium oak



SIG4757

Soft patina oak



SIG4748

Brushed oak beige



SIG4764

Patina oak brown



SIG4751

Brushed oak grey



SIG4765

Patina oak grey



SIG4752

Brushed oak natural



SIG4763

Beige varnished oak



SIG4750

Brushed oak warm natural



SIG4762

Cracked oak natural



SIG4767

Natural varnished oak



SIG4749

Merbau



SIG4760

Chic walnut



SIG4761

Brushed oak brown



SIG4766

Waxed oak brown



SIG4756

Painted oak black



SIG4755

TIP

Top off with our
Quick-Step **Incizo profile.**
QSINCP(-)





SIG4762





SIG4749

IMPRESSIVE (ULTRA)

IM: 1 380 x 190 x 8 mm I Box = 7 planks = 1,835 m² I 4 bevels
IMU: 1 380 x 190 x 12 mm I Box = 5 planks = 1,311 m² I 4 bevels

uniclic® PATENTED TECHNOLOGY

Patina classic oak light



IM3559 / IMU3559

Patina classic oak grey



IM3560/IMU3560

Soft oak light



IM1854/IMU1854

Ivory oak



IM8258/IMU8258

Cotton oak



IM8254/IMU8254

Soft oak medium



IM1856/IMU1856

Classic oak beige



IM1847/IMU1847

Almond oak



IM8255/IMU8255

Dune oak



IM8259/IMU8259

Soft oak natural



IM1855/IMU1855

Bourbon oak



IM8260/IMU8260

Classic oak natural



IM1848/IMU1848

Soft oak light brown



IM3557/IMU3557

Soft oak grey



IM3558/IMU3558

Rye oak



IM8257/IMU8257

Truffle oak



IM8256/IMU8256

Classic oak brown



IM1849/IMU1849

Smoked oak



IM8261/IMU8261





IM8258/IMU8258

TIP

Make your floor
100% waterproof
in 3 easy steps
See page 73



IM1848/IMU1848



IMD8244

IMPRESSIVE DESIGN

IMD: 655 x 131 x 8 mm I Box = 14 planks = 1,201 m² I 4 bevels

unizip® PATENTED TECHNOLOGY

Ginger oak



IMD8246

Cumin oak



IMD8247

Cardamom oak



IMD8242

Nutmeg oak



IMD8243

Cinnamon oak



IMD8244

Charred oak



IMD8245

Creating a herringbone pattern?

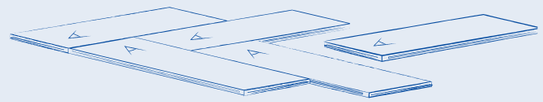

Ordinarily, you'd need two different types of planks, A and B, which would mean slower and trickier installation. Not with our Impressive Design. Our herringbone floor has one ingenious type of plank that clicks on both sides, thanks to the Unizip system. You'll have a beautiful new herringbone floor in no time!

TIP

Top off with our Quick-Step
Clickable paintable skirting
SFPSKCLICKPAINT126





IMD8243





IMD8246

ELIGNA

EL: 1 380 x 156 x 8 mm I Box = 8 planks = 1,722 m² I 0 bevels

uniclic® PATENTED TECHNOLOGY

Venice oak light



EL3990

Newcastle oak grey



EL3580

Estate oak beige



EL3574

White varnished oak



EL915

Venice oak natural



EL3908

Natural varnished oak



EL896

Visualize our floors in your own interior
with our RoomViewer

Having doubts about which Quick-Step floor suits your interior best? No problem! Thanks to the online RoomViewer, you can preview any floor in your own interior to help you make the right choice.

SCAN THE QR CODE
TO ACCESS
THE ROOMVIEWER

White oak light



EL1491

Old oak matt oiled



EL312

Newcastle oak brown



EL3582

Merbau



EL996



EL3574

CLASSIC

CLM/CL: 1 200 x 190 x 8 mm I Box = 7 planks = 1,596 m² I 0 or 4 bevels

uniclic® PATENTED TECHNOLOGY

Frosty beige oak



CLM5799 - 4 bevels

Havana oak natural



CLM1655 - 4 bevels

Desert greige oak



CLM5802 - 4 bevels

Sandy greige oak



CLM5791 - 4 bevels

Raw oak



CLM5788 - 4 bevels

Havana oak natural with saw cuts



CLM1656 - 4 bevels

Reclaimed white patina oak



CL1653 - 0 bevels

Old oak light grey



CLM1405 - 4 bevels

Midnight oak natural



CLM1487 - 4 bevels

Light classic oak



CLM5787 - 4 bevels

Sandy oak



CLM5801 - 4 bevels

Biscuit brown oak



CLM5794 - 4 bevels

Honey brown oak



CLM5792 - 4 bevels

Cocoa brown oak



CLM5793 - 4 bevels

Warm brown oak



CLM5789 - 4 bevels

Peanut brown oak



CLM5800 - 4 bevels

CRH3176

CREO

CRH: 1 200 x 190 x 7 mm I Box = 8 planks = 1,824 m² I 0 bevels

uniclic® PATENTED TECHNOLOGY

Charlotte oak white



CRH3178

Tennessee oak grey



CRH3181

Tennessee oak light wood



CRH3179

Virginia oak natural



CRH3182

Tennessee oak natural



CRH3180

Louisiana oak natural



CRH3176

MUSE

MUS: 1 200 x 396 x 8 mm I Box = 4 tiles = 1,901 m² I 4 bevels

uniclic® PATENTED TECHNOLOGY

Chalk

MUS5487

Botanic concrete



MUS5494

Sandstone



MUS5489

Grey slate



MUS5493

Black slate



MUS5492

Limestone



MUS5486

Terracotta



MUS5490

Stained concrete



MUS5491

Grey concrete



MUS5488

Dusky bluestone



MUS5485

Fumed bluestone



MUS5484



MUS5488



MUS5491



TIP

Top off with our Quick-Step
Waterproof paintable skirting
QSHSK58PAINT



MUS5494



Everything you need for your laminate floor

Your dream home isn't finished when you select your floor. Creating your perfect interior means selecting the right accessories for your chosen floor.

1

INSTALLATION

It is easy to install a floor yourself. We've got everything you need.

2

FINISHING

From skirting to stairs: find out about all accessories for a perfect finish.

3

MAINTENANCE

Installed your floor? Keep it in top condition with our cleaning products.



1 **INSTALLATION**

EVERYTHING YOU NEED TO EFFORTLESSLY INSTALL YOUR OWN FLOOR

UNDERLAYS

Underlay provides acoustic insulation, creates a level foundation and protects from rising damp.

		IN-ROOM NOISE REDUCTION	NOISE REDUCTION TOWARDS ROOMS BELOW	UNDERFLOOR HEATING AND COOLING
 **Silent Walk** QSUDLSW7 Thickness: 2 mm Roll: 7 m²	Most sustainable and effective Eco-friendly choice	- +	- +	- +
 **Unisound** QSUDLDRUCO15 Thickness: 2 mm Roll: 15 m²	Best all-round noise reduction	- +	- +	- +
 **Basic Plus** QSUDLBP15/60 Thickness: 2 mm Roll: 15/60 m²	All-round and budget-friendly	- +	- +	- +
 **Thermolevel** QSUDLTL9 Thickness: 5 mm Pack: 9 m²	Extra insulation benefits	- +	- +	Not compatible

ELECTRIC FLOOR HEATING SYSTEM

QuickHeat is our own electric underfloor heating system: energy-saving and easy to install without an electrician.



INSTALL QUICKHEAT? SCAN THE QR CODE FOR INSTRUCTIONS



PE-foil
NEUDLSCREEN34
Thickness: 100 mm
Pack: 33,75 m²



QuickHeat extension cables

NEQHEXTCAB100	1 m
NEQHEXTCAB300	3 m



Quickheat controller kit
NEQHKITWIFI
Wireless
12 x 10 x 3,5 cm



QuickHeat insulation plates
NEUDLQHPLATE
120 x 50 cm
0,6 m²/plate



Quickheat Foil

NEUDLQH100X300	1 x 3 m
NEUDLQH100X500	1 x 5 m
NEUDLQH100X700	1 x 7 m
NEUDLQH120X300	1,2 x 3 m
NEUDLQH120X500	1,2 x 5 m
NEUDLQH120X700	1,2 x 7 m

60 W/m². 230 V.
Max installation 50 m²

INSTALLATION TOOLS

Everything you need for a fast and effortless installation.



Adhesive tape
NETAPE50
Roll: 50 m

Attach your underlay for a moisture-proof underlay installation.



Installation set
QSTOOLA

Set with a tapping block to easily click planks together, a cramp iron for hard-to-reach places and spacers to provide perfect expansion joints (8 to 10 mm) between walls and floor.

2 **FINISHING**

EVERYTHING YOU NEED

TO TOP OFF YOUR FLOOR

COLOUR-MATCHED SKIRTINGS

Perfectly matched skirting adds that final touch to your floor.



Scotia

QSSCOT(-)
2 400 x 17 x 17 mm



Standard skirting

QSSK(-)
2 400 x 12 x 58 mm



Parquet skirting

QSPSKR(-)
2 400 x 14 x 77 mm



TIP

Easily install your skirtings using our One4All Glue or choose the Track system for a quick and seamless installation of the Parquet skirting.

QSGLUE290 290ml
NETRACK 2 400 x 8 x 27 mm

WATERPROOF FINISH

Make your floor 100% waterproof in three simple steps.

Step 1
Install a Foamstrip between the wall and your floor.



Foamstrip
NEFOAMSTRIP20
20 strips, 1 m x 10 mm

Step 2
Apply the Hydrokit on top of the Foamstrip.



Hydrokit
QSKITTRANSP
310 ml

Step 3
Install your skirting and top off with the hydrostrip.



Hydrostrip
NEHSTRIPSK15
NEHSTRIPSCOTPSK15



2 **FINISHING**

EVERYTHING YOU NEED

TO TOP OFF YOUR FLOOR

COLOUR-MATCHED PROFILES

One profile, five applications, always perfectly matched to your floor.



Incizo profile
QSINCP(-)
2 150 x 48 x 13 mm

TIP

Use the **supplied Incizo knife** to cut the profile into the desired shape.

Application 1
Connect two floors of different heights.



Application 2
Connect two floors of the same height.



Application 3
Finish your floor along walls or windows.



Application 4
Create a nice transition between your laminate floor and other flooring types.



ALUMINIUM SUBPROFILE FOR STAIRS

Finish your stairs with the Incizo profile and the must-have aluminium subprofile (sold separately).



Incizo aluminium subprofile for stairs
NEINCPBASE(-)

Application 5
Finish your stairs and steps.



2 **FINISHING**

TOP OFF YOUR STAIRS WITH LAMINATE STAIR COVERS

MUS5485 - CLM5788

STAIR COVER

Give your stairs the same look as your floor, with matching Stair Covers in identical material.



Laminate
Stair Cover - Bullnose

QSSTRBSIG(-) - Capture
1 330 x 135 x 59 mm

QSSTRBIM(-) - Impressive
1 330 x 113 x 59 mm

QSSTRBCLM(-) - Classic
1 150 x 113 x 59 mm

QSSTRBEL(-) - Eligna
1 330 x 79 x 59 mm



TIP

Did you know that **One4All Glue** makes it easy to install laminate Stair Covers? QSGLUE290

Design option 1
Finish the vertical edge of your stairs in the same material as your laminate floor.



Design option 2
Paint the vertical edge of your stairs.



< AFTER



< BEFORE



2 FINISHING

FINISH YOUR FLOOR WITH WHITE
OR PAINTABLE SKIRTINGS

SIG4764

WHITE AND PAINTABLE SKIRTINGS



Scotia



Small skirting



Medium skirting



Large skirting

	Scotia	Small skirting	Medium skirting	Large skirting
WATERPROOF				
Paintable skirting	QSHSCOT19PAINT 2 400 x 19 x 19 mm	QSHSK38PAINT 2 400 x 13 x 38 mm	QSHSK58PAINT 2 400 x 13 x 58 mm	QSHSK80PAINT 2 400 x 15 x 80 mm
NOT WATERPROOF				
Paintable skirting	QSSCOTPAINT 2 400 x 17 x 17 mm	QSPSKR4PAINT 2 400 x 14 x 40 mm	QSSKPAINT 2 400 x 12 x 58 mm	QSPSKRPAINT 2 400 x 14 x 77 mm
Clickable white skirting	-	SFSKCLICKWHITE126 1 260 x 12 x 50 mm	SFPSKCLICKWHITE126 1 260 x 12 x 70 mm	SFTSKCLICKWHITE126 1 260 x 14 x 100 mm
	-	SFSKCLICKWHITE240 2 400 x 12 x 50 mm	SFPSKCLICKWHITE240 2 400 x 12 x 70 mm	SFTSKCLICKWHITE240 2 400 x 14 x 100 mm
Clickable paintable skirting	-	SFSKCLICKPAINT126 1 260 x 12 x 50 mm	SFPSKCLICKPAINT126 1 260 x 12 x 70 mm	SFTSKCLICKPAINT126 1 260 x 14 x 100 mm
	-	SFSKCLICKPAINT240 2 400 x 12 x 50 mm	SFPSKCLICKPAINT240 2 400 x 12 x 70 mm	SFTSKCLICKPAINT240 2 400 x 14 x 100 mm

uniclic® PATENTED TECHNOLOGY All our clickable skirtings use the Uniclic system for a seamless finish.

SPECIAL PAINTABLE SKIRTINGS

WATERPROOF



Paintable flexible skirting
QSFLEXSKR
7 000 x 14 x 40 mm

Flexible, paintable skirting made of foamed PVC that can be cut to your desired length. Ideal to finish pillars or curved walls. Use the Foamstrip and Hydrokit for a watertight finish in damp rooms. Easy to install with contact glue.

NOT WATERPROOF



Paintable cover skirting
QSISKRCOVER
2 400 x 16 x 129 mm

Paintable skirting to put over an existing one - ideal for renovations. Adjustable to 4 heights between 68 and 129 mm.



Paintable ovolo skirting
QSISKRWHITE
2 400 x 16 x 160 mm

Paintable skirting that can be used in two shapes for more decorative freedom. Adjustable to 5 heights between 25 and 134 mm - use the Incizo knife.



SHAPE 1



SHAPE 2



Paintable ogee skirting
QSISKROGEE
2 400 x 16 x 160 mm

Paintable skirting that can be used in two shapes to add a specific character to your interior. Adjustable to 4 heights between 20 and 139 mm - use Incizo knife.



SHAPE 1



SHAPE 2



2 FINISHING

CONNECT FLOORS OR FINISH ALONG WALLS,
WINDOWS OR CARPETS

SIG4748 - MUS5485

METAL PROFILES



Silver



Champagne



Coffee



Clay



Black



Expansion profile
SFEXPSILV / SFEXPCHAM
SFEXPCLAY / SFEXPCOFF
SFEXPBLACK
2 000 x 31 x 10 mm

Connect two floors of the same height.



Adapter profile
SFADPSILV / SFADPCHAM
SFADPCLAY / SFADPCOFF
SFADPBLACK
2 000 x 40 x 10 mm

Connect two floors of different heights.



End profile
SFENPSILV / SFENPCHAM
SFENPCLAY / SFENPCOFF
SFENPBLACK
2 000 x 21 x 10 mm

To finish your floor along walls, windows or carpets.



Multifunctional profile
QSPRSILV
1 860 x 47 x 16 mm

To connect two floors of the same height or with a height difference of up to 12,3 mm.
Only available in silver.

FINISHING TOOLS



Coloured kit
QSKIT(-)
310 ml

This elastic, acrylic-based paste is the ideal solution to fill joints between skirtings and walls.
Available in matching colours.
Average usage: 1 tube for 15 m.



Pipe covers
QSPCINOX18
QSPCINOX22
2 pieces/pack

Stainless steel covers to nicely finish pipes and heating elements.
Available in inside diameter sizes 18 and 22 mm.
Do not glue the covers to the floor, but install them floating.



Doormat
QSDOORMAT
Frame: 790 x 478 mm
Doormat: 746 x 434 x 9 mm

Removable dark grey doormat, embedded in a silver frame.
An elegant way to keep dust and dirt outside.

3 **MAINTENANCE**
MADE EASY

MAINTENANCE

Our cleaning products give you efficient, fast cleaning that won't damage your flooring.



Floor cleaner
QSCLEANECO1000 1 L
QSCLEANECO2000 2 L

Specially developed for Quick-Step floors, our biodegradable Floor cleaner thoroughly cleanses your flooring and protects the surface, keeping it looking like new.
What's more, it's a sustainable choice so you'll be doing your bit for the environment as well as protecting your laminate floors.



Spot cleaner
QSSPOTCLEAN
250 ml

Our spot cleaner has been expertly developed for Quick-Step floors.
Use our spot cleaner to remove even the most persistent stains such as permanent marker, paint or red wine, as well as kitchen spills, and more.



Cleaning kit
QSSPRAYKIT

Mop holder with refillable water tank and handy lever to easily moisten and mop your floor.
Also includes a washable microfibre mop and 1 L of Quick-Step Cleaning product.
A sustainable choice to clean your floor.



Cleaning mop
QSSPRAYMOP

Microfibre mop washable up to 60 °C.
Compatible with the Quick-Step Cleaning kit.

REPAIR KIT

Has your floor suffered some slight damage? With this kit you can easily repair it yourself.



Repair kit
QSREPAIR

Kit to easily repair light damage and renew the original colour of your floor.
Find detailed instructions at quickstep.com

a brand of UNILIN

Product images may differ from actual product. The availability of products, or the products themselves, may change at any time without notice. Content © 2025 - 2026 by Unilin BV, division Flooring. All rights reserved. The contents of this brochure may not be reproduced in whole or in part without prior written permission from the publisher.

025 082 01 - Z1 - NON UK EN
Coverphoto: IMD8243

FOLLOW US ON

@quickstepfloors

@quickstepfloor

STEP BY STEP TOWARDS CIRCULARITY

QUICKSTEP.COM